


Publisher: Helios TBLUS, d.o.o. EN Ver. 002 Images used under license from Shutterstock.com.



CRACKLY EFFECT





Helios TBLUS, d.o.o.
Količevo 65, 1230 Domžale, Slovenia
T +386 1 722 40 00
E wood.coatings@helios.si
www.helios-woodcoatings.com

Member of  **HELIOS** Part of  **KANSAI PAINT**


 Visit our YouTube channel!
Helios Industrial Product Solutions



The **CRACKLY EFFECT** is achieved using **HELIODUR CRACKLY MIX**. This effect is suitable for any room, where you want a unique element.



Spray the surface (MDF or veneered wood) with HELIODUR base enamel. Let it air dry for 3-4h. Sand the surface using sanding paper P280 – P320. Then spray the surface with HELIODUR enamel in the desired shade. Let it air dry for 4-6h. Hand sand the surface.



Spray the HELIOCEL base lacquer. Let it air dry for 1-2h, not more than 4h.

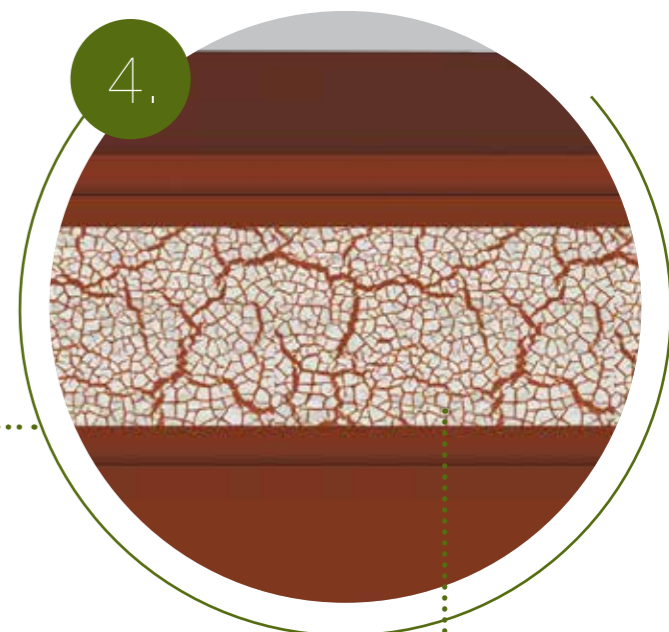
Do not sand.

3.



Prepare the HELIODUR CRACKLY MIX and spray the surface. The cracks start to show in 1-2 min. Let it air dry for min. 1h. No sanding is needed.

4.



The final effect depends on the thickness of HELIODUR CRACKLY MIX and amount of thinner CRACKLY. More thinner creates larger cracks.

Apply Heliodur top lacquer to finish the effect.

Multiple colour possibilities.

