



GOLD PATINA EFFECT




Helios TBLUS, d.o.o.
Količevo 65, 1230 Domžale, Slovenia
T +386 1 722 40 00
E wood.coatings@helios.si
www.helios-woodcoatings.com



Member of  **HELIOS** Part of  **KANSAI
PAINT**



Patinas are used for achieving special effects on wood and enriching the look of wooden surfaces. The GOLD patina effect can be achieved by using the KOMBIHEL patina metallic, which makes the pores and the edges of the furniture gold.




1.



The wood surface is lacquered using Heliodur base enamel. Normally, air spraying is needed in two coats.


3.



The patina is removed using a scotch-brite sponge, so it only remains in the wood grooves and pores.

Patina for sanding has a decorative function, so it needs to be lacquered. For this case, HELIODUR colorless lacquer is the best option.

2.



Spray application according to the selection from the Kombihel patina metallic color card.

To achieve the patina effect, basic metallic color shades can be used or you can prepare your own mixture by mixing these basic metallic shades in a desired ratio.

BEFORE



AFTER

