

Publisher: Helios TBLUS, d.o.o. EN Ver. 002 Images used under license from Shutterstock.com.



RAINDROP EFFECT



Helios TBLUS, d.o.o.
Količevo 65, 1230 Domžale, Slovenia
T +386 1 722 40 00
E wood.coatings@helios.si
www.helios-woodcoatings.com

 Visit our YouTube channel!
Helios Industrial Product Solutions

Member of  **HELIOS** Part of  **KANSAI PAINT**



The raindrop effect on wood can be achieved with a special shading technique. The effect is possible in numerous colour combinations.





Apply 1-2 layers of HELIODUR enamel basic to raw MDF, solid wood or veneered wood. Sand using sanding paper P 280-320. Then apply HELIODUR enamel in the desired colour shade.



Do not sand the surface before spraying the drops. Using a spray bottle, apply the drops in the desired size and continue with shading.


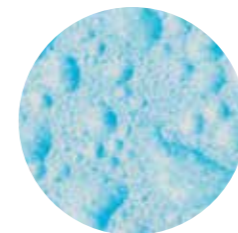


Use KOMBIHEL patina CROMÉ for shading or any other colour shade. Spray from one side only, so the drops are coloured on one side.



After 24 hours apply transparent lacquer in the desired gloss level. For the optimal result, we recommend using high gloss HELIODUR lacquer.

Numerous colour combinations and different sizes of drops.



RAINDROP EFFECT

