



RAINDROP EFFECT

The raindrop effect on wood can be achieved with a special shading technique. The effect is possible in numerous colour combinations.



1.

Apply 1-2 layers of HELIODUR enamel basic to raw MDF, solid wood or veneered wood. Sand using sanding paper P 280-320. Then apply HELIODUR enamel in the desired colour shade.



2.




Do not sand the surface before spraying the drops. Using a spray bottle, apply the drops in the desired size and continue with shading.

3.




Use KOMBIHEL patina CROME for shading or any other colour shade. Spray from one side only, so the drops are coloured on one side.





4.


After 24 hours apply transparent lacquer in the desired gloss level. For the optimal result, we recommend using high gloss HELIODUR lacquer.



Numerous colour combinations and different sizes of drops.



RAINDROP EFFECT





Visit our YouTube channel!

KANSAI HELIOS Industrial Coating Solutions



Helios TBLUS, d.o.o.

Količevo 65, 1230 Domžale, Slovenia

T +386 1 722 40 00

E wood.coatings@helios.si

www.helios-woodcoatings.com

Member of  **KANSAI HELIOS** Part of  **KANSAI PAINT**